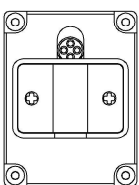
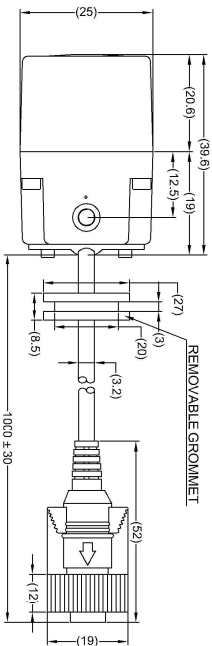
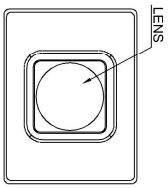
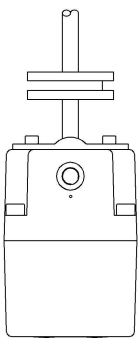
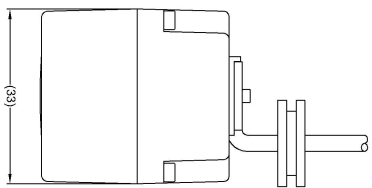
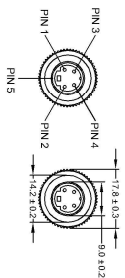


MODEL NO.	PART NO.	DESCRIPTION
BE-820C-C	3483A	MIRROR IMAGE - PAL
BE-821C-C	3489A	MIRROR IMAGE - NTSC
BE-822C-C	3488A	NORMAL IMAGE - PAL
BE-823C-C	5101	NORMAL IMAGE - NTSC

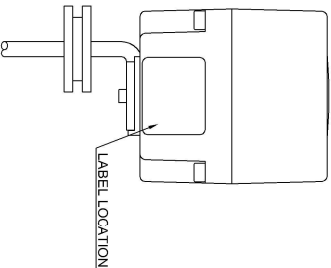


**VIEW A**



**4 PIN MINI DIN MALE MATING FACE**

PIN #	WIRE COLOUR	DESCRIPTION
1	YELLOW	VIDEO
2	RED	+12V
3	BLUE	N/C
4	WHITE	N/C
5	BLACK	GND



- NOTES:**
1. REFER TO "PRODUCT SPECIFICATION" FOR MORE DETAILS.
  2. ENSURE SELF AMALGAMATING TAPE IS USED DURING INSTALLATION.
  3. ANY CUSTOMER MODIFICATION OF THIS PRODUCT CAUSING SUBSEQUENT FAILURE IS NOT A LIABILITY OF BRIGADE ELECTRONICS PLC.
  4. FOR PRODUCT LABEL AND PACKAGING DETAIL, REFER TO MASTER BOM.

**PROPRIETARY NOTICE**

THIS DESIGN AND TECHNICAL INFORMATION APPEARING ON THIS DRAWING IS THE PROPERTY OF BRIGADE ELECTRONICS, AND IS DISCLOSED IN CONFIDENCE. IT IS NOT TO BE COPIED, REPRODUCED, REVEALED TO OR EXPLOITED BY OTHERS, EITHER IN WHOLE OR IN PART WITHOUT THE EXPRESS WRITTEN CONSENT OF BRIGADE ELECTRONICS.

Assembly Pl Approval T.CH01 28/02/17	Approved by B.JOHN	Checked by L.PILLAY	Drawn by SLAVER
---	-----------------------	------------------------	--------------------

Angle of Projection Third Angle	Units mm	Scale N/A	Released 28/02/17	Assembly Ref -
------------------------------------	-------------	--------------	----------------------	-------------------

Status RELEASED	Part No Various	BE-82XC-C	BE-003379-00-16
--------------------	--------------------	-----------	-----------------